




# RSF Connector

## Connectors for Tabs



### Features

#### •Secure locking, easy insertion

The combination of terminal and housing allows easy mating to a male tab. Unmating is equally easy. Simply hold the housing and pull. The contact locking spring is depressed by the taper inside the housing. The locking mechanism prevents accidental disengagement of the contact from the mating tab.

#### •Stable contact performance

The contact is designed as a low insertion force with a large contact area to give stable performance, even when high current is applied.

#### •Lanceless contacts help prevent back out

Removal of the locking lance from the contact and putting it in the housing eliminates a major cause of contact backout due to damaged locking lances during termination and harness assembly.

#### •Housing options

Selective removal of the built-in keys, allows for an infinite number of keying possibilities. In addition, contact cavities can be blocked using the cavity blocking plug or molded into the housing when volume requirements dictate. The housings can be molded in various colors.

### Specifications

- Current rating: 20A AC, DC max.(#250 tab + AWG#12)
- Voltage rating: 250 AC, DC max.
- Temperature range: -40°C to +105°C  
(including temperature rise in applying electrical current)
- Contact resistance: Initial value/3m  $\Omega$  max.  
After environmental testing/ 6m  $\Omega$  max.
- Insulation resistance: 1,000M  $\Omega$  min.
- Withstanding voltage: 2,000V AC/minute
- Applicable wire: #250...AWG #22 to #12
- Applicable tab: #250 Tab 0.8mm thick
- Contact JST if Lead-Free product is required.
- Refer to "General Instruction and Notice when using Terminals and Connectors at the end of the catalogue.
- Contact JST for details

### Standards

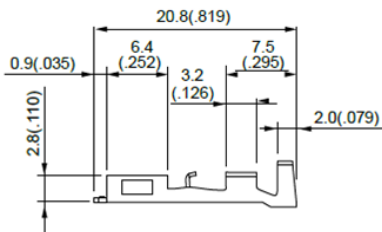
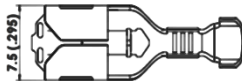
- Recognized E60389
- Certified C22.2 #182.3-M1987

# RSF connector

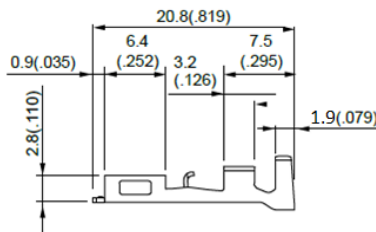
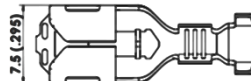
## Contacts

### #250 Series

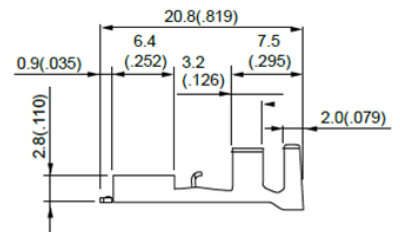
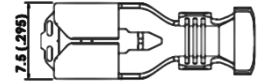
SRSF-21T-250A\* (Tin Plated)  
SRSF-21-250A\* (Unplated)



SRSF-61T-250A\* (Tin Plated)  
SRSF-61-250A\* (Unplated)

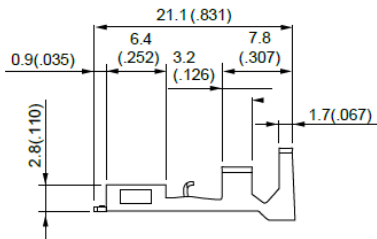
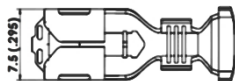


SRSF-91T-250A\* (Tin Plated)  
SRSF-91-250A\* (Unplated)



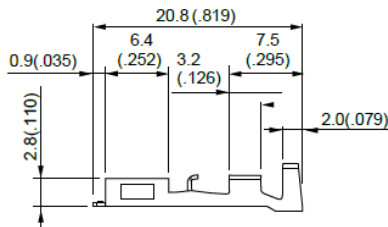
### #250 Series Double Wire Crimp

SRSF-82T-250A\* (Tin Plated)  
SRSF-82-250A\* (Unplated)

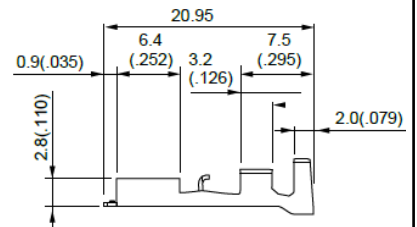
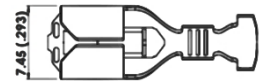


### #250 Series Nickel Plated Steel

SRSF-21N-250FE\*



SRSF-61N-250FE\*



## Applicator & Die Set

Part #	JST Press		Industry Standard Press	
	Applicator	Die Set	Applicator	Die Set
SRSF-21()-250A	MKLSPS	MKDSSPS21250	CMKR	CMKDPPSPS21250
SRSF-61()-250A	MKLSPS	MKDSSPS61250	CMKR	CMKDPPSPS61250
SRSF-91-250A	MKLSPS	MKDSSRSF82250A	CMKR	CMKDPPSRSF82250A
SRSF-82()-250A	MKLSPS	MKDSSPS91250	CMKR	CMKDPPSPS91250

Note: \*Contact JST for availability.

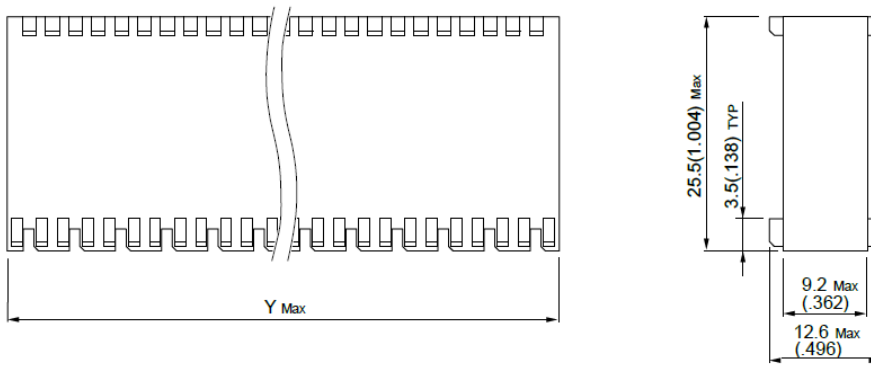
# RSF connector

## Contacts

Model No.	Series	Applicable wire			Material	Finish	Q'ty / reel
		mm <sup>2</sup>	AWG # UL1015	Insulation O.D. mm(in.)			
SRSF-21-250A*	#250	0.32 to 0.82	22 to 18	2.5 to 3.0(.098 to .118)	Brass	—	5,000
SRSF-21T-250A*						Tin-plated	
SRSF-61-250A		0.82 to 2.08	18 to 14	3.0 to 3.9(.118 to .154)	Brass	—	5,000
SRSF-61T-250A						Tin-plated	
SRSF-91-250A*		2.08 to 3.30	14 to 12	3.9 to 4.4(.154 to .173)	Brass	—	5,000
SRSF-91T-250A*						Tin-plated	
SRSF-82-250A*		0.82+0.82, 1.31+1.31, 1.31+0.52	18+18, 16+16, 16+14, 16+20	3.0+3.0 to 3.4+3.4(.118+.118 to .134+.134)	Brass	—	5,000
SRSF-82T-250A*						Tin-plated	
SRSF-21N-250FE*		0.32 to 0.82	22 to 18	2.5 to 3.0(.098 to .118)	Steel	Nickel-plated	5,000
SRSF-61N-250FE*		0.82 to 1.25	18 to 16	3.0 to 3.4(.118 to .134)			

Note: Contact Extraction Tool Part Number: AEJ-RSF250H  
\*Contact JST for availability.

## RSF Series Connectors



Circuits	Model No.	Q'ty/bag	"Y"Max.mm(in.)	Applicable terminal
1	RSFP-LP-1V-250	10,000	5.3 (.209)	SRSF-21T-250A SRSF-21-250A SRSF-61T-250A SRSF-61-250A SRSF-91T-250A SRSF-91-250A SRSF-82T-250A SRSF-82-250A SRSF-21N-250FE SRSF-61N-250FE
2	RSFP-2V	3,000	10.0 (.394)	
3	RSFP-3V	2,000	15.0 (.591)	
4	RSFP-4V	2,000	20.0 (.787)	
5	RSFP-5V	1,500	25.0 (.984)	
6	RSFP-6V	1,000	30.0 (1.181)	
7	RSFP-7V	1,000	35.0 (1.378)	
8	RSFP-8V	1,000	40.0 (1.575)	
9	RSFP-9V	800	45.0 (1.772)	
10	RSFP-10V	500	50.0 (1.969)	
11	RSFP-11V	500	55.0 (2.165)	
12	RSFP-12V	500	60.0 (2.362)	

## Material and Finish

Nylon 66, UL94V-0, natural(white) Other colors available upon request.  
PBTGF, UL94V-0, natural(white) For RSFP-LP-1V-250 only

Notes: Consult JST for keying options and colored housings.  
Cavity Blocking Plug Part Number: RSFP-PK.  
Mates with NEMA, PC Mounted tabs only.

# RSF connector

## Current Rating for SRSF connector

SRSF-91( )-250A(S)

Unit: A

Position	Current Rating	
	#12	#14
2	20	15
3	19	15
4	19	15
5	19	15
6	17	14
7	17	14
8	17	14
9	15	13
10	15	13
11	15	13
12	15	13

SRSF-61( )-250A

Unit: A

Position	Current Rating		
	#14	#16	#18
2	15	10	7
3	14	10	7
4	12	10	7
5	12	10	7
6	11	10	7
7	11	10	7
8	11	10	7
9	10	10	7
10	10	10	7
11	10	10	7
12	10	10	7

SRSF-82( )-250A

Unit: A

Position	Current Rating		
	#16+16	#16+18	#16+20
2	10	10	10
3	10	10	10
4	10	10	10
5	10	10	10
6	10	10	10
7	10	10	10
8	10	10	10
9	10	10	10
10	10	10	10
11	10	10	10
12	10	10	10

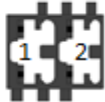
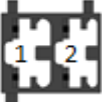
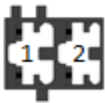
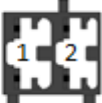
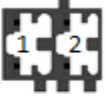


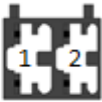







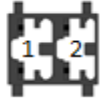

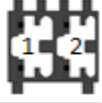

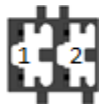
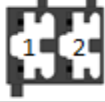
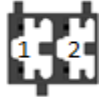

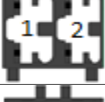
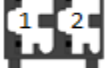
SRSF-21( )-250A

Unit: A

Position	Current Rating		
	#18	#20	#22
2	7	4	3
3	7	4	3
4	7	4	3
5	7	4	3
6	7	4	3
7	7	4	3
8	7	4	3
9	7	4	3
10	7	4	3
11	7	4	3
12	7	4	3


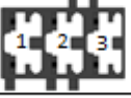




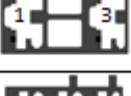







# RSF connector

## Housings - 2 Position Keying

RSFP-2V-16		RSFP-2V-B	
RSFP-2V-17		RSFP-2V-C	
RSFP-2V-18		RSFP-2V-D	
RSFP-2V-G		RSFP-2V-F	
RSFP-2V-H		RSFP-2V-L	
RSFPE-2V-00 (Extended Length Series-44.3mm)		RSFP-2V-N	
RSFP-2V		RSFP-2V-O	
RSFP-2V-E		RSFP-2V-BA	
RSFP-2V-00 RSFP-2VB-00		RSFP-2V-AA	
RSFP-2V-K		RSFP-2V-15	
RSFP-2V-I		RSFP-2V-24	
RAFP-2V-P			
RSFP-2V-09			
RSFP-2V-A			

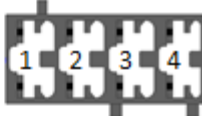
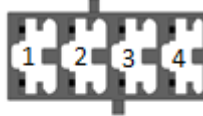
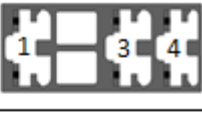
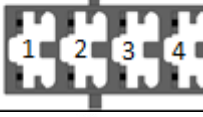

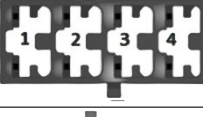
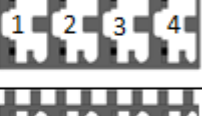
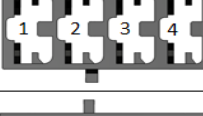

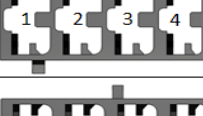

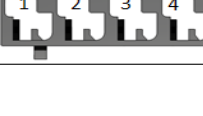

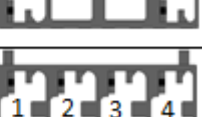
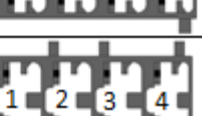
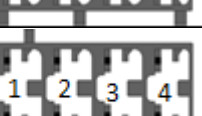


# RSF connector

## Housings - 3 Position Keying

RSFP-3V-27	
RSFP-3V-36	
RSFP-3V-00 RSFP-3VB-00	
RSFP-2(3)V-00	
RSFP-3V	
RSFP-3V-29	
RSFP-2(3)VB-00	
RSFP-3V-B	
RSFP-3V-ZB	
RSFP-3V-A	
RSFP-3V-HA	
RSFP-3V-28	
RSFP-3(3)V-00	
RSFP-3V-44	

# RSF connector

## Housings - 4 Position Keying

RSFP-4V-A RSFP-4V-A(GW)		RSFP-4V-28	
RSFP-2(4)V-00 RSFP-2(4)VB-00		RSFP-4V-29	
RSFP-3(4)V-00		RSFP-4V-MC1	
RSFP-4V-00		RSFP-4V-MC2	
RSFP-4V		RSFP-4V-MC3	
RSFP-2(4)V RSFP-2(4)VB RSFP-2(4)VH		RSFP-4V-MC4	
RSFP-4V-19			
RSFP-2.3(4)V-00			
RSFP-4V-C			
RSFP-4V-27			
RSFP-4V-AA			
RSFP-3(4)V			

# RSF connector

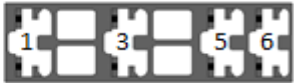





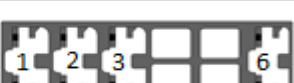


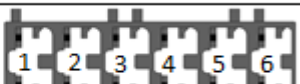
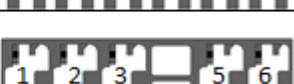
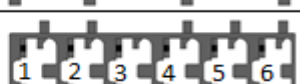

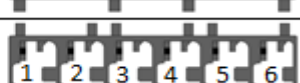

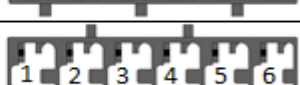











## Housings - 5 Position Keying

RSFP-2.3(5)V-00		RAFP-5V-DA	
RSFP-5V-AA		RSFP-5V-A	
RSFP-5V-00		RSFP-2(5)V	
RSFP-2(5)VB-00 RSFP-2(5)V-00		RSFP-2.4(5)V-00	
RSFP-4(5)V-00		RSFP-5V-MC1	
RSFP-3(5)V-00		RSFP-5V-MC2	
RSFP-5(5)V-00		RSFP-5V-MC3	
RSFP-1.4(5)V-00		RSFP-5V-MC4	
RSFP-5V		RSFP-5V-MC5	
RSFP-5VB-00		RSFP-5V-MC6	
RSFP-3(5)VB-00			
RSFP-5V-ES			



# RSF connector

## Housings - 6 Position Keying

RSFP-2.4(6)V-00		RSFP-2.4.6(6)V-00	
RSFP-6V-A		RSFP-3(6)V-00	
RSFP-2.3.4(6)V-FA		RSFP-2.3.4(6)VB-FA	
RSFP-4.5(6)V-00		RSFP-5(6)V-00	
RSFP-6V		RSFP-6V-14	
RSFP-4(6)VB-00 RSFP-4(6)V-00		RSFP-6V-15	
RSFP-2.3.5(6)V-00		RSFP-6V-16	
RSFP-3.5(6)V-00		RSFP-6V-17	
RSFP-2.3(6)V-00		RSFP-6V-MC1	
RSFP-2.6(6)V-00		RSFP-6V-MC2	
RSFP-6V-FS		RSFP-6V-MC3	
RSFP-3.4(6)V-00		RSFP-6V-MC4	
RSFP-2(6)V-00		RSFP-6V-MC5	
RSFP-6V-00			

# RSF connector

## Housings - 7 Position Keying

RSFP-3.5.6(7)V-00		RSFP-7V-A	
RSFP-3(7)V-00		RSFP-7VB-00	
RSFP-3.6(7)V-00		RSFP-3.4(7)VB-00	
RSFP-7V		RSFP-7V-AB	
RSFP-3.5(7)V-00		RSFP-2.4.6(7)VB-00	
RSFP-4.5.6(7)V-00		RSFP-3(7)V	
RSFP-7V-00		RSFP-6(7)V-00	
RSFP-2.3.4(7)V-00		RSFP-7V-17	
RSFP-2.3.6(7)VB-00		RSFP-7V-01	
RSFP-2.3(7)V-00		RSFP-7V-07	
RSFP-2(7)V-00		RSFP-7V-MC1	
RSFP-4.6(7)VB-00			
RSFP-2.6(7)V-00			
RSFP-5(7)V-00			


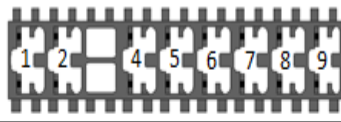
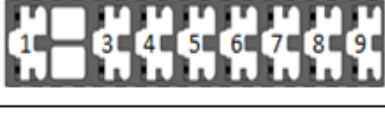
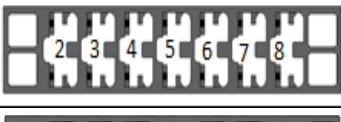
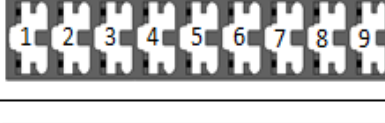

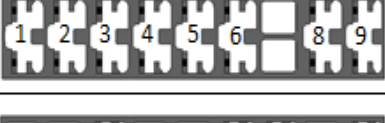



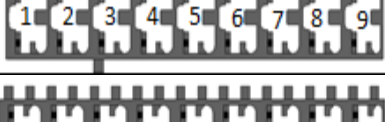


# RSF connector

## Housings - 8 Position Keying

RSFP-2.3(8)V-00		RSFP-5.6(8)VB-00	
RSFP-2.4.6.7(8)V-00		RSFP-6(8)V-00	
RSFP-6.7(8)V-00		RSFP-1.6(8)V-00	
RSFP-3(8)V-00		RSFP-1.7(8)V-00	
RSFP-8V		RSFP-5.6(8)V-00	
RSFP-2.6(8)V-00		RSFP-5(8)V-00	
RSFP-8V-D		RSFP-2.4(8)V-00	
RSFP-8V-00		RSFP-8V-13	
RSFP-4.5.8(8)V-00		RSFP-8V-14	
RSFP-4.5.7.8(8)V-00		RSFP-2.4.7(8)V-00	
RSFP-1(8)V-00			
RSFP-4(8)V-00			



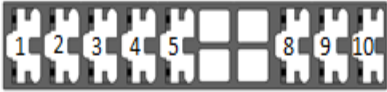
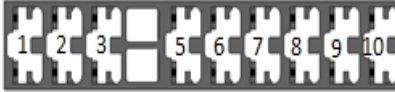
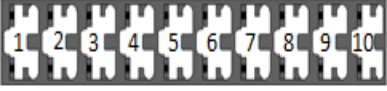
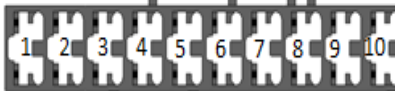


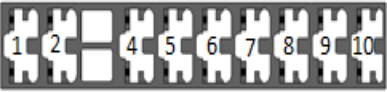


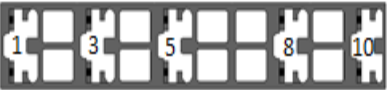

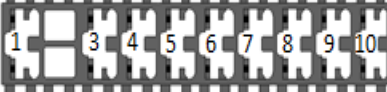

# RSF connector

## Housings - 9 Position Keying

RSFP-2(9)V		RSFP-3(9)V	
RSFP-2(9)V-00		RSFP-1.9(9)V-00	
RSFP-9V-00		RSFP-1.5.8(9)V-00	
RSFP-7(9)V-00		RSFP-3.5.6.8(9)V-00	
RSFP-1.2.4.5.8(9)V-00			
RSFP-4.5.7.8(9)V-00			
RSFP-9V-A			
RSFP-9V			
RSFP-2.4.6.8(9)V-00			

# RSF connector

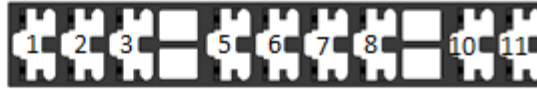
## Housings - 10 Position Keying

RSFP-2.5.6.7.8(10)V-00		RSFP-2.3(10)VB-00	
RSFP-6.7(10)V-00		RSFP-4(10)V-00	
RSFP-10V-00		RSFP-10V-03	
RSFP-4.5.7(10)V-00		RSFP-4.9(10)V-00	
RSFP-3(10)V-00			
RSFP-6(10)VB-00			
RSFP-6(10)V-00			
RSFP-2.4.6.7.9(10)V-00			
RSFP-10V RSFP-10VB			
RSFP-2(10)V			
RSFP-2.4.6.7.9(10)V			

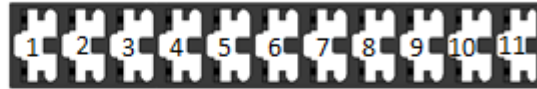
# RSF connector

## Housings - 11 Position Keying

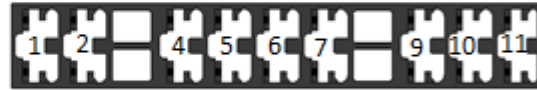
RSFP-4.9(11)V-00  
RSFP-4.9(11)VB-00




RSFP-11V-00




RSFP-3.8(11)V-00



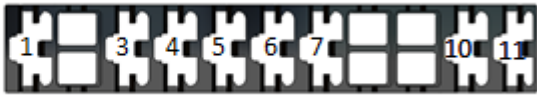
RSFP-11V



RSFP-11V -A

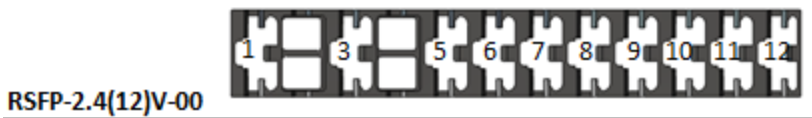
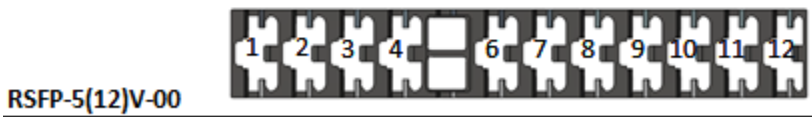
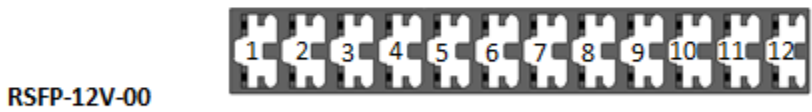
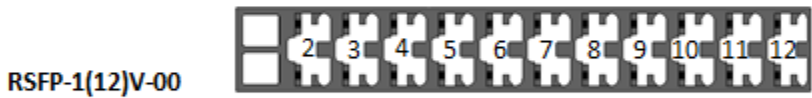
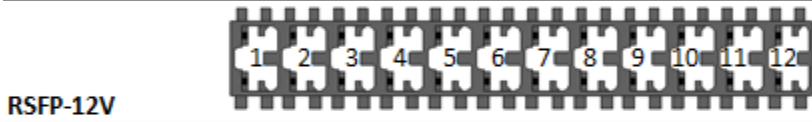
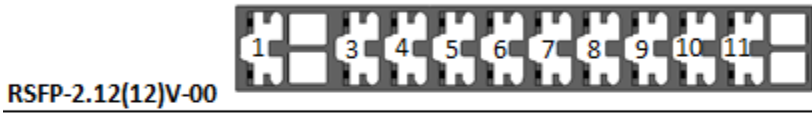


RSFP-2.8.9(11)V -00



# RSF connector

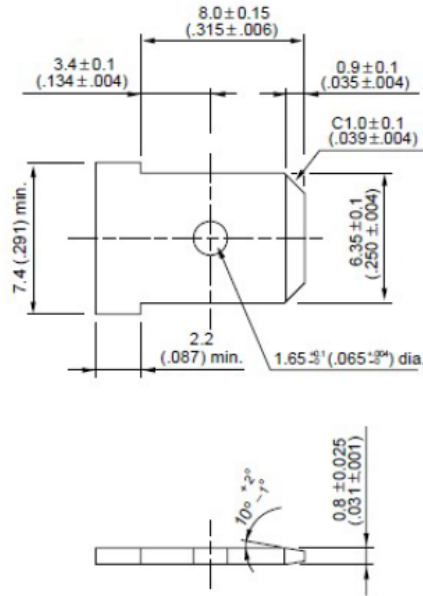
## Housings - 12 Position Keying



# RSF connector

## Applicable Tab

0.250" x 0.031" Tab



Note: Make sure there are no unneeded ribs or other protuberances on tab surfaces.

## Cavity Blocking Plug

**RSFP-PK**

